
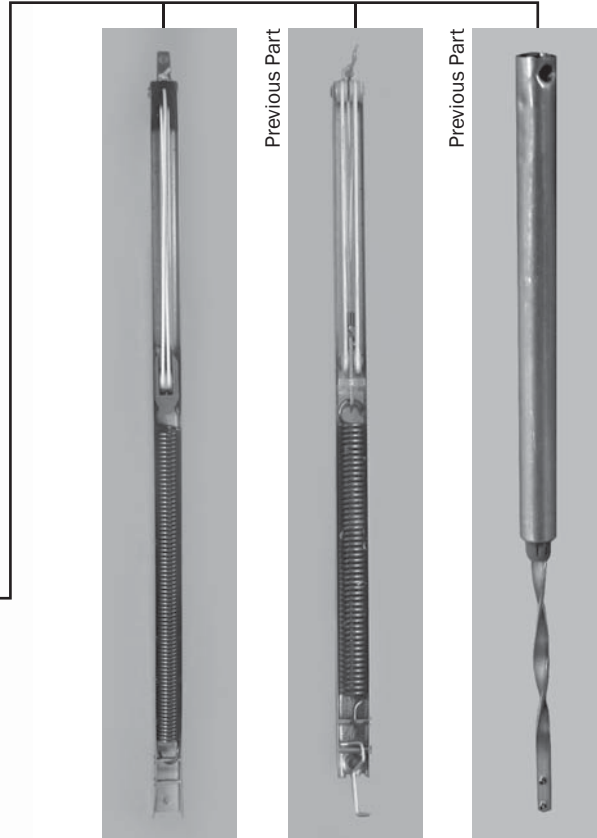


Replacement Parts For Window Frame

Series 1400 New Construction Double Hung Window

Call 888.504.0005 to Order Parts For American Craftsman® Windows (Previously Window Series 1000)

Frame Parts




Sash Stop:
52-1513-WHT
52-1513-BEI

Closeup



***Balance**

Closeup



***Balance**

Closeup



***Balance**




Weatherstripping: (Head and Sill)
109-20-W33231NG-6 (Grey)



Balance Shoe:
10-70039

Previous Part



Balance Shoe:
10-2911

Previous Part



Balance Shoe:
10-2911

***For Items Marked with an Asterisk Please Call Customer Service For Part Number at 888.504.0005**

"American Craftsman" and all other marks where denoted are trademarks of Silver Line Building Products LLC. © 2008 Silver Line Building Products LLC. All rights reserved

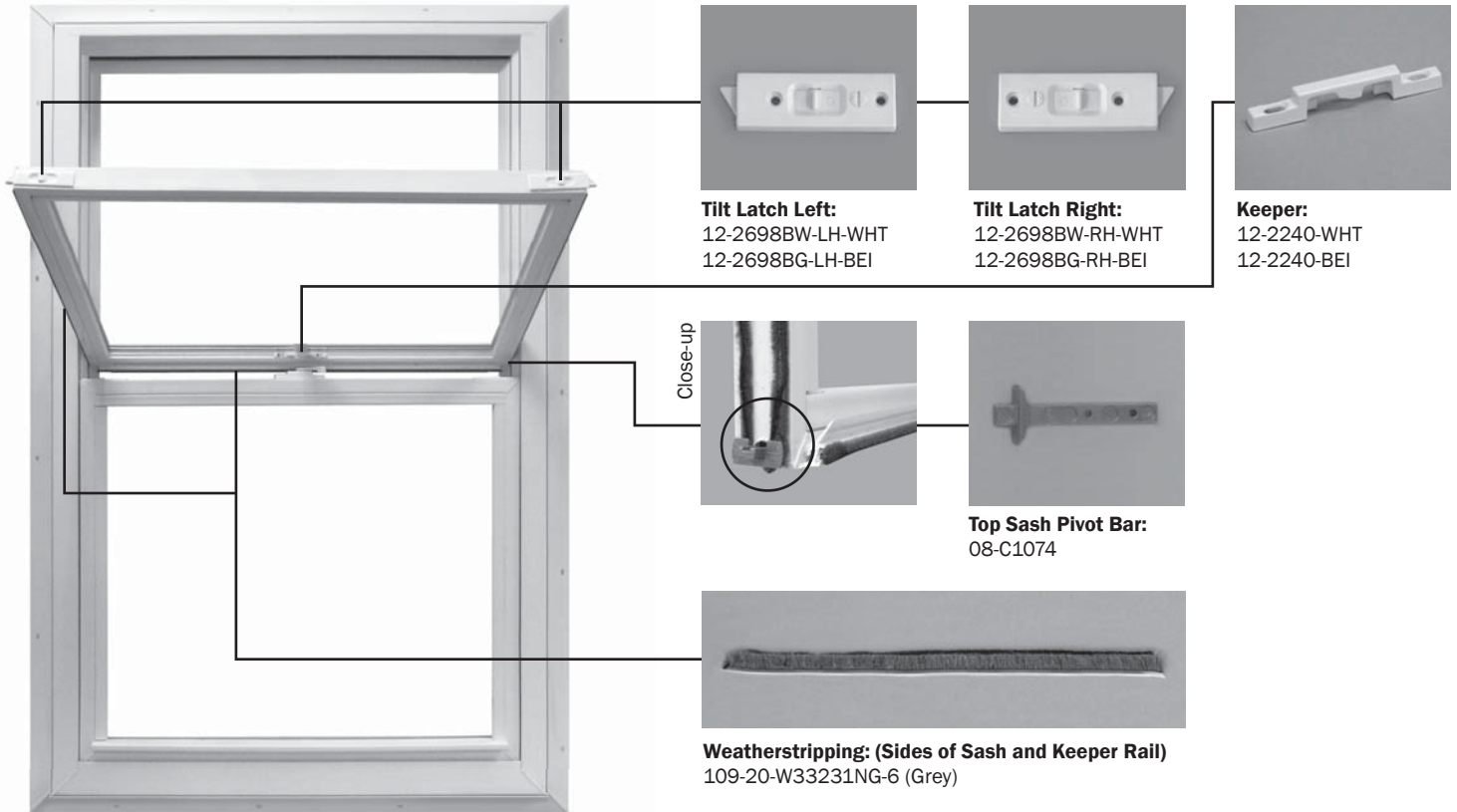
ACPP1400 9-08

Replacement Parts For Window Sash

Series 1400 New Construction Double Hung Window

Call 888.504.0005 to Order Parts For American Craftsman® Windows (Previously Window Series 1000)

Top Sash Parts



*For Items Marked with an Asterisk Please Call Customer Service For Part Number at 888.504.0005

"American Craftsman" and all other marks where denoted are trademarks of Silver Line Building Products LLC. © 2008 Silver Line Building Products LLC. All rights reserved

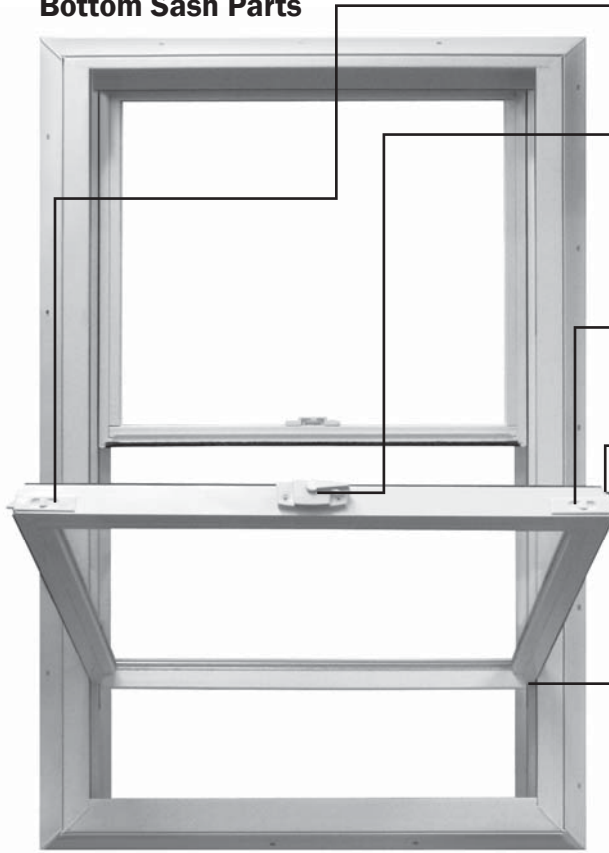
ACPP1400 9-09

Replacement Parts For Window Sash

Series 1400 New Construction Double Hung Window

Call 888.504.0005 to Order Parts For American Craftsman® Windows (Previously Window Series 1000)

Bottom Sash Parts



Lock:
12-2241-WHT
12-2241-BEI

Tilt Latch Left:
12-2698BW-LH-WHT
12-2698BG-LH-BEI

Tilt Latch Right:
12-2698BW-RH-WHT
12-2698BG-RH-BEI

Dust Plug:
20-P5022G

Tilt Latch Left:
200-523L-021 (White)
200-523L-016 (Beige)

Tilt Latch Right:
200-523R-021 (White)
200-523R-016 (Beige)

Close-up

Left Lift Rail End Cap:
200-654L-021 (White)
200-654L-016 (Beige)

Right Lift Rail End Cap:
200-654R-021 (White)
200-654R-016 (Beige)

Close-up

Bottom Sash Pivot Bar:
08-2674

***Flex:**
Note: This type of flex is no longer available. You must order a new sash.

Weatherstripping: (Bottom of Sash)
109-20-W23451NG-6 (Grey)

Weatherstripping: (Sides of Sash and Lock Rail)
109-20-W33231NG-6 (Grey)

*For Items Marked with an Asterisk Please Call Customer Service For Part Number at 888.504.0005

"American Craftsman" and all other marks where denoted are trademarks of Silver Line Building Products LLC. © 2008 Silver Line Building Products LLC. All rights reserved

Replacement Parts For Window Screen

Series 1400 New Construction Double Hung Window

Call 888.504.0005 to Order Parts For American Craftsman® Windows (Previously Window Series 1000)

Screen Parts

The diagram shows a double hung window frame with callouts to various screen parts. The top callout points to a screen clip. The middle callout points to screen corners. The bottom callout points to screen latch fingers, screen latch handles, and screen clips. A separate callout points to a screen tecimal. A note indicates that the screen latch finger and handle parts need to be ordered together.

Screen Clip:
06-91830E

Screen Clip:
12-7599L

Screen Clip:
12-7599R

Screen Corner:
200-807-021 (White)
200-807-016 (Beige)

Screen Corner:
200-808-021 (White)
200-808-016 (Beige)

Screen Latch Finger:
200-607B-021 (White)
200-607B-016 (Beige)

Screen Latch Handle:
200-607A-021 (White)
200-607A-016 (Beige)

Screen Clip:
200-070-021 (White)
200-070-016 (Beige)

Screen Tecimal: 109-34-0004-6

Screen Clip:
06-91830E

Screen Corner:
200-808-021 (White)
200-808-016 (Beige)

Screen Corner:
200-807-021 (White)
200-807-016 (Beige)

***Need to order these parts together**

*For Items Marked with an Asterisk Please Call Customer Service For Part Number at 888.504.0005

"American Craftsman" and all other marks where denoted are trademarks of Silver Line Building Products LLC. © 2008 Silver Line Building Products LLC. All rights reserved